

# FERRANTI

## TELEVISION MONITOR TUBE

An 8 in. diagonal Rectangular Tube with metal backed screen having very high definition.

FOCUS	...	...	...	Magnetic.
DEFLECTION	...	...	...	Magnetic—90°
SCREEN	...	...	...	Metal Backed.
Phosphor	...	...	...	Type 'T'
Fluorescence	...	...	...	White.
Persistence	...	...	...	Short.

For further details, refer to the relevant phosphor characteristics at the front of this section of the handbook.

### PHYSICAL DETAILS.

Base	...	...	...	B12A—Duodecal.
Anode Cap	...	...	...	CT8 (Cavity Type).
Max. Overall Length	...	...	...	308 mm.
Neck Diameter	...	...	...	37 mm. (nominal).

For other dimensions see drawing.

### BASE CONNECTIONS.

Pin 1—Heater.	Pin 7—No Connection.
Pin 2—Grid.	Pin 8—No Pin.
Pin 3—No Pin.	Pin 9—No Pin.
Pin 4—No Pin.	Pin 10—1st Anode.
Pin 5—No Pin.	Pin 11—Cathode.
Pin 6—No Connection.	Pin 12—Heater.

Side Cap—2nd Anode.

### HEATER.

Heater Voltage	...	...	...	6.3 volts.
Heater Current	...	...	...	0.3 amp.

### RATINGS.

Max. 1st Anode Voltage	...	...	600 volts.
Max. 2nd Anode Voltage	...	...	15.0 kV.
Min. 1st Anode Voltage	...	...	250 volts.
Min. 2nd Anode Voltage	...	...	8.0 kV.
Max. $V_{h-k}$ Heater Negative	...	...	200 volts.
Max. $V_{h-k}$ Heater Positive	...	...	150 volts.
Max. $R_{h-k}$	...	...	1.0 MΩ
Max. $R_{g-k}$	...	...	1.5 MΩ

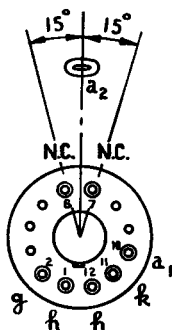
### CAPACITANCES.

$C_{k-all}$	...	...	...	<8.0 pF.
$C_{g-all}$	...	...	...	<8.0 pF.

### TYPICAL OPERATING CONDITIONS.

1st Anode Voltage	...	...	300 volts.
2nd Anode Voltage	...	...	12 kV.
$V_g$ for visual cut off	...	...	-30 to -70 volts.
*Av. Grid Drive for 100μA beam current	...	...	25 volts.
Focus Coil Recommended Position:	...	...	Magnetic Centre approx. 100 mm. from the reference line.

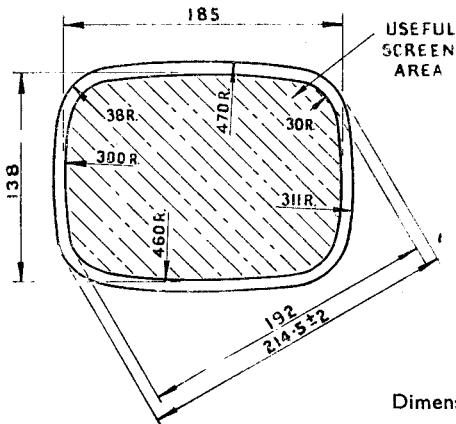
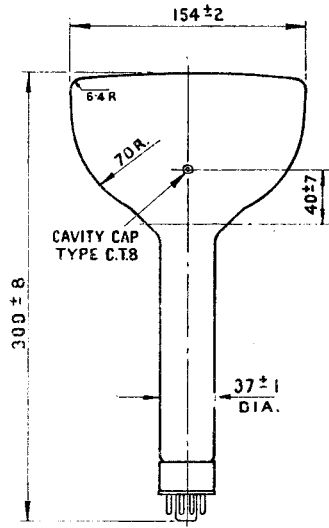
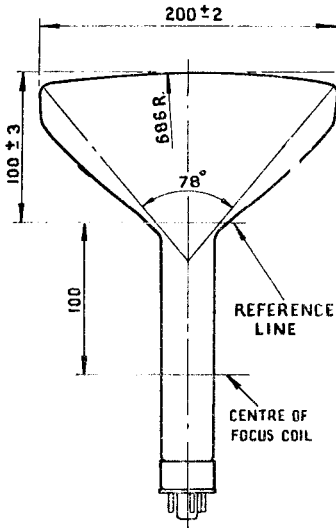
8/04TM



**Base Connections**  
**Underside View of Base**



8/04TM



Dimensions in millimetres